



## 26th April . Introduction to Landscape Photography.



Everything you need to know about landscape photography. Equipment, lenses, shutter speeds and apertures, filters and composition. Also a look at some of the great landscape photographers from history.

## 3rd May. Simple Landscape Practical



This is a great hands on session that looks at composition, lighting and getting around tricky lighting. Be prepared to go walking!

## 10th May. Landscape Post Production in Affinity



You've got the shots, now find out how to get the best from them with a range of effective processing techniques Affinity Photo

## 17th May. Using Flash and Reflectors with Daylight .



One of the most important factors in successful photography is been able to use flash outdoors. Learn how to balance flash with ambient light and the advantages of using reflectors.

## 24th May. Landscape Photography Outing (double session)



A daytime trip to Monyash and Magpie Mine. We'll be putting into practice the techniques you have learnt so far in this amazing location. We'll also be stopping for lunch in Monyash and visiting the High Peak Bookshop

## 31st May. HALF TERM

## 7th June. Portrait Photography Techniques



Backgrounds, location, compositions, exposure, lenses depth of field, post production and most important of all - how to pose your subject!

## 14th June Introduction to Professional Studio Lighting.



Professional studio lighting is one of the most important aspects of photography. We'll be looking at the different types of lighting, how to set up to produce creative lighting effects.

## 21st June. The photographic Project + Practical Focus Stacking

Introduction to our first ever photographic project 'In the style of'



## 28th June. How to Mount Your Photographic Prints.

How we present our pictures is really important. I'll be showing you the type of mount board you need, how to cut bevel edged window mounts and to size everything to fit frames of your choice.

## 5th July Stereo Photography Practical



A practical guide in how to create stereo photographs using your camera, Affinity Photo and some red/green glasses. (stereo glasses required)

## 12th July. The Photography Project and Lunch.

Presentations of your final photography project followed by an end of term light lunch to celebrate.


## 19th July. Fall back class


This date is only applicable should our double session not take place for any reason.


---

### Key to symbols

Talk 

Camera required 

Tripod required 

Lights required (flash or led torch) 

Laptop required 